

Onion Skin Lab  
7<sup>th</sup> Grade Science

Name \_\_\_\_\_  
Date \_\_\_\_\_ Period \_\_\_\_\_


Describe how to make an onion skin wet mount as taught to you by Mr. Schneider. List at least 3 steps.

---

---


---

In the spaces below, draw onion skin tissue in low, medium and high power.




Low Power Total Magnification

---



Medium Power Total Magnification:

---



High power Total Magnification

1. What parts of a cell are visible in onion skin cells?

---

2. Why is staining a cell important?

---

---